

City and County of Swansea Pension Fund Actuarial Valuation as at 31 March 2022

Initial results presentation to Pension Fund Committee

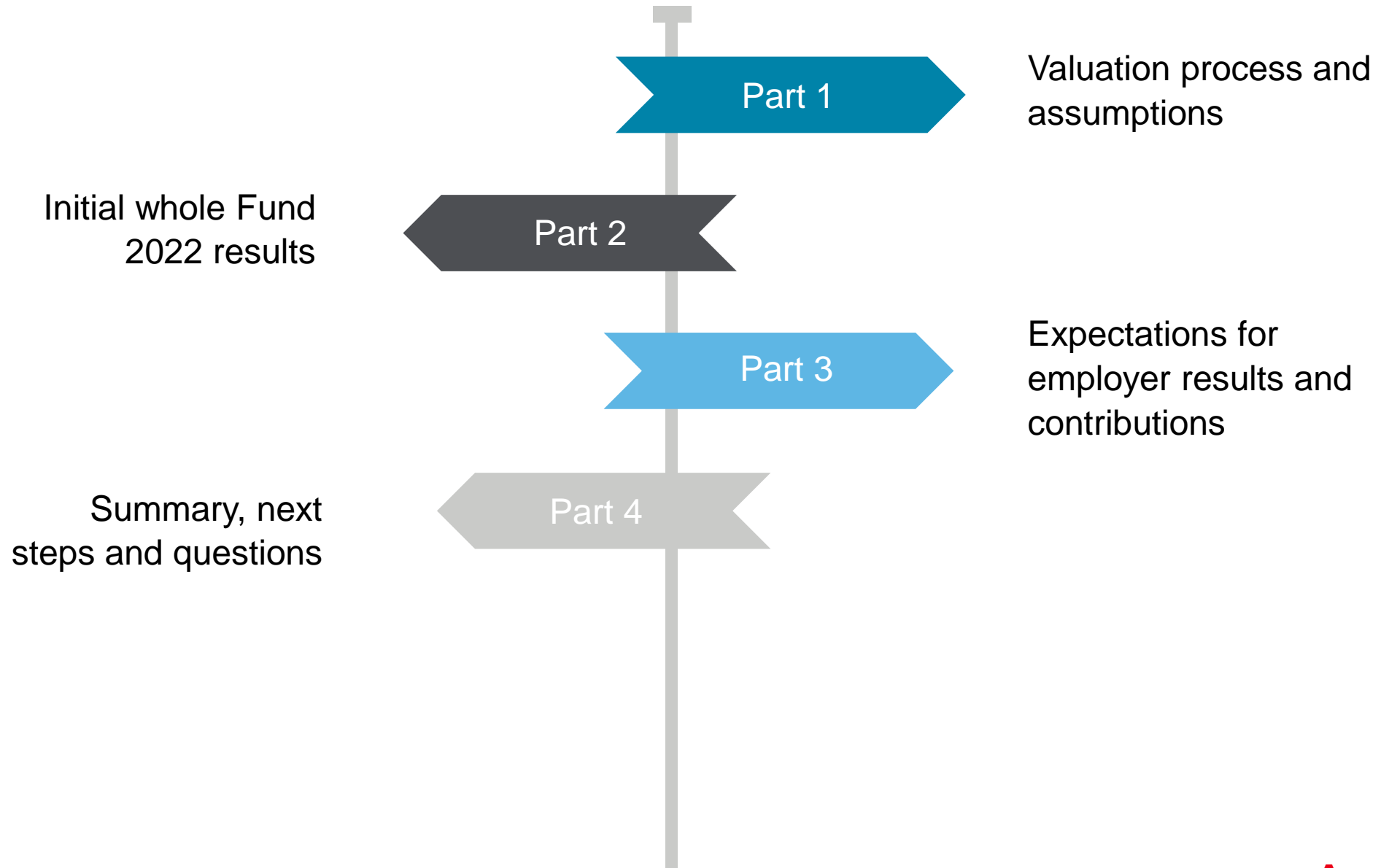
Prepared for: City and County of Swansea Pension Fund

Prepared by: Laura Caudwell FIA and Arkady Gibas

Date: 16 November 2022



Agenda





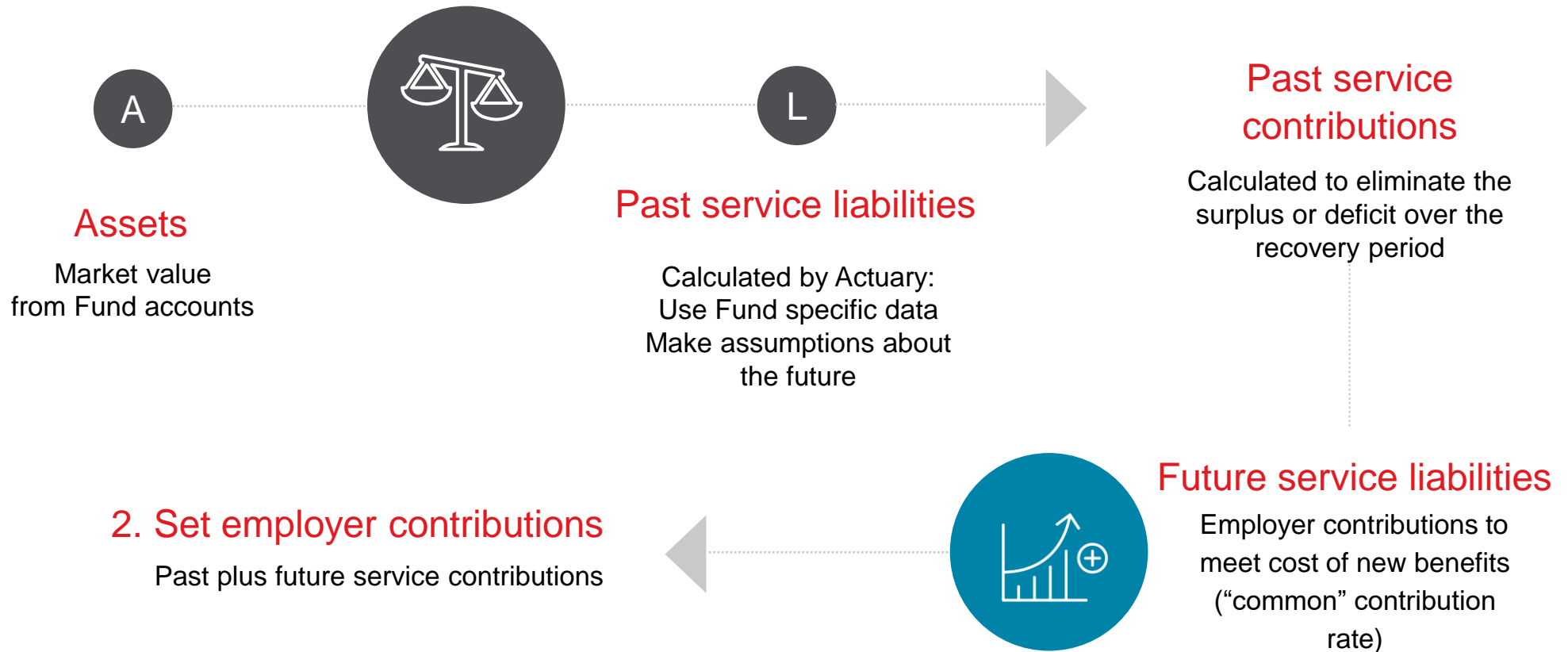
Part 1

Valuation process and assumptions

What is a triennial actuarial valuation?

1. Assess financial health

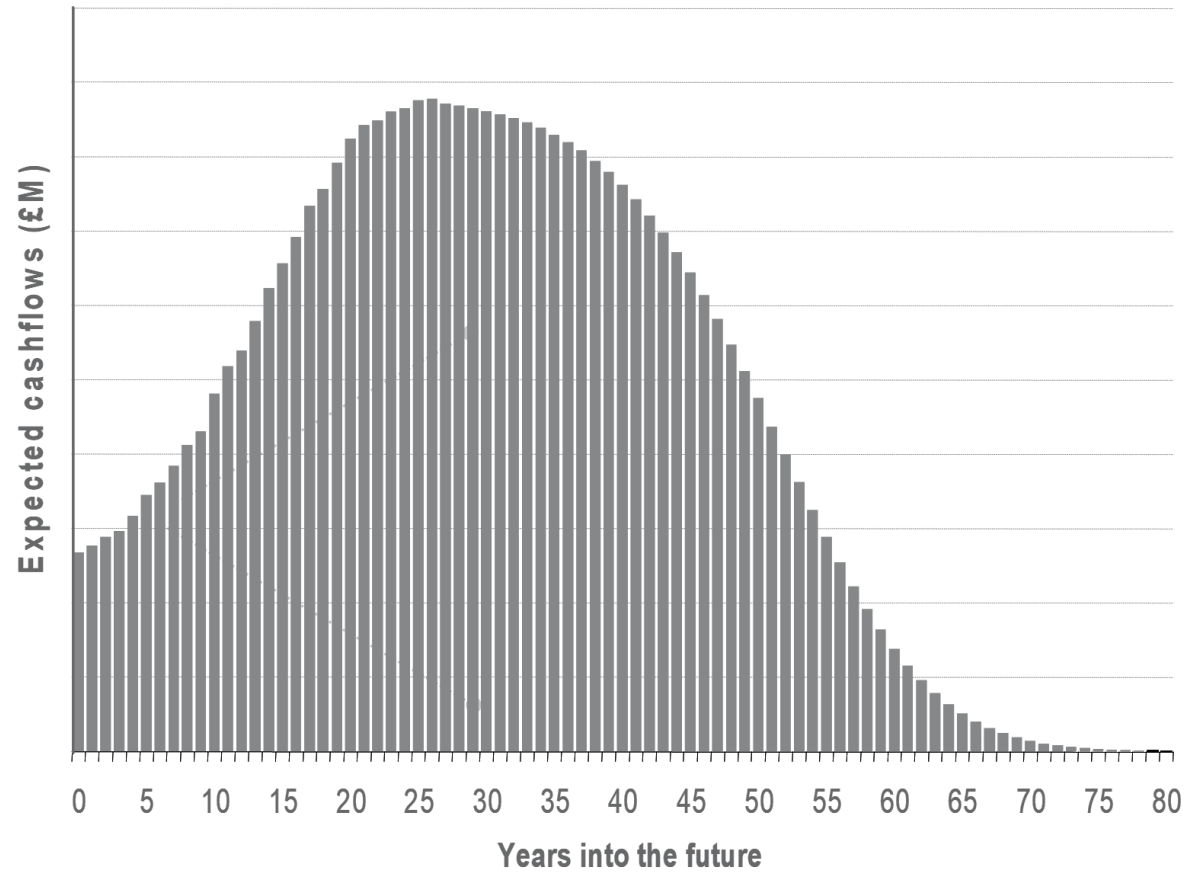
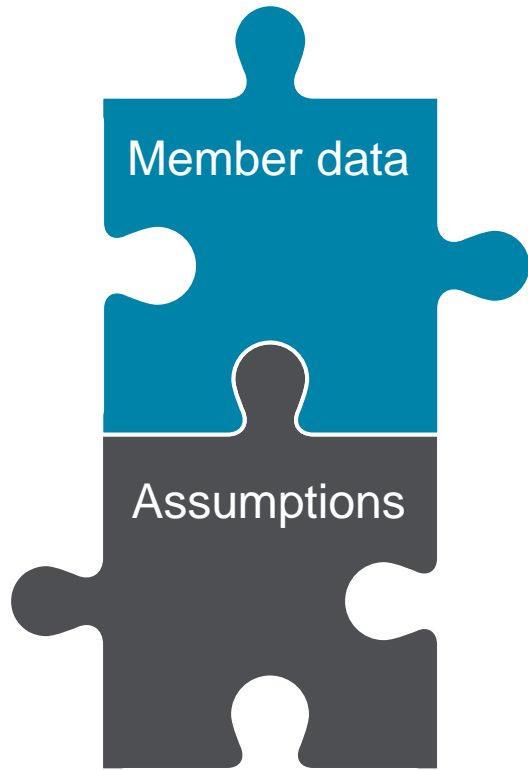
A/L = funding level (ratio); $A - L$ = Shortfall or surplus



Regulatory requirement

LGPS Regulations require the Administering Authority to obtain and valuation and rates and adjustments certificate every three years, to be finalised within a year of the valuation date.

Valuing the liabilities

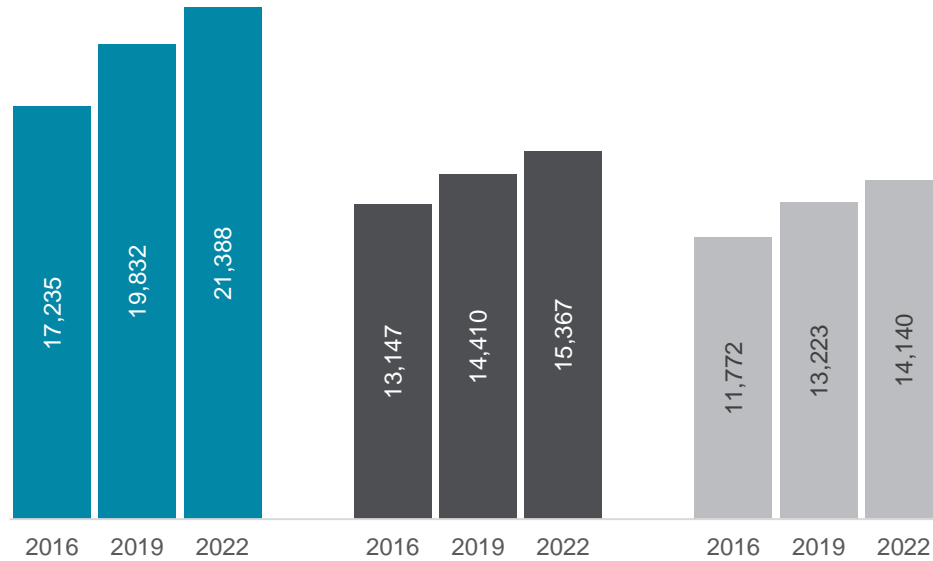


Sample fund, accrued liabilities only



Valuation assumptions are Fund-specific reflecting City and County of Swansea's membership characteristics

Data, experience and assumptions



Financial experience affecting benefit payments

	2019 assumption	2019 Update	Proposed 2022 assumption
CPI increases	2.1% pa	1.7%, 0.5%, 3.1%	2.3% pa ⁽¹⁾
Pay growth	3.6% pa ⁽¹⁾	c3.3% pa	3.8% pa ⁽²⁾

(1) Plus a liability adjustment of 10% to allow for short-term inflation
 (2) Plus an age-related promotional pay scale

Average ages (unweighted)

	Actives	Deferreds	Pensioners
2016	44.6	43.8	70.1
2019	44.7	44.8	70.5
2022	45.4	45.6	71.4



Assumptions best estimate except discount rate

Elements of funding strategy

Prudence

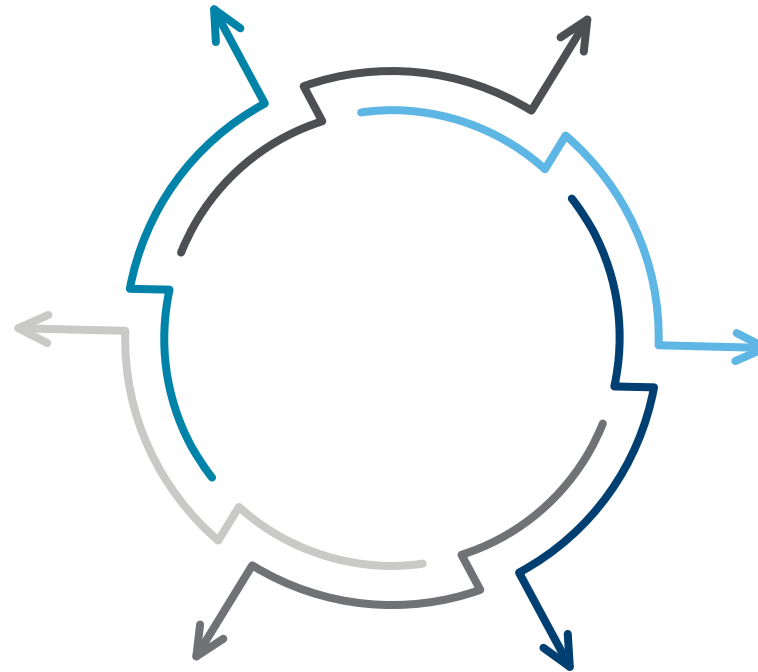
Built into the calculation of the liabilities (funding target)

Employer risk

Higher risk employers have a more prudent funding target

Deficit recovery period

Average future working lifetime / contract length



Security

Guarantee, bond or indemnity, commitment to subsume

Risk/cost sharing

Pooling of risks between employers

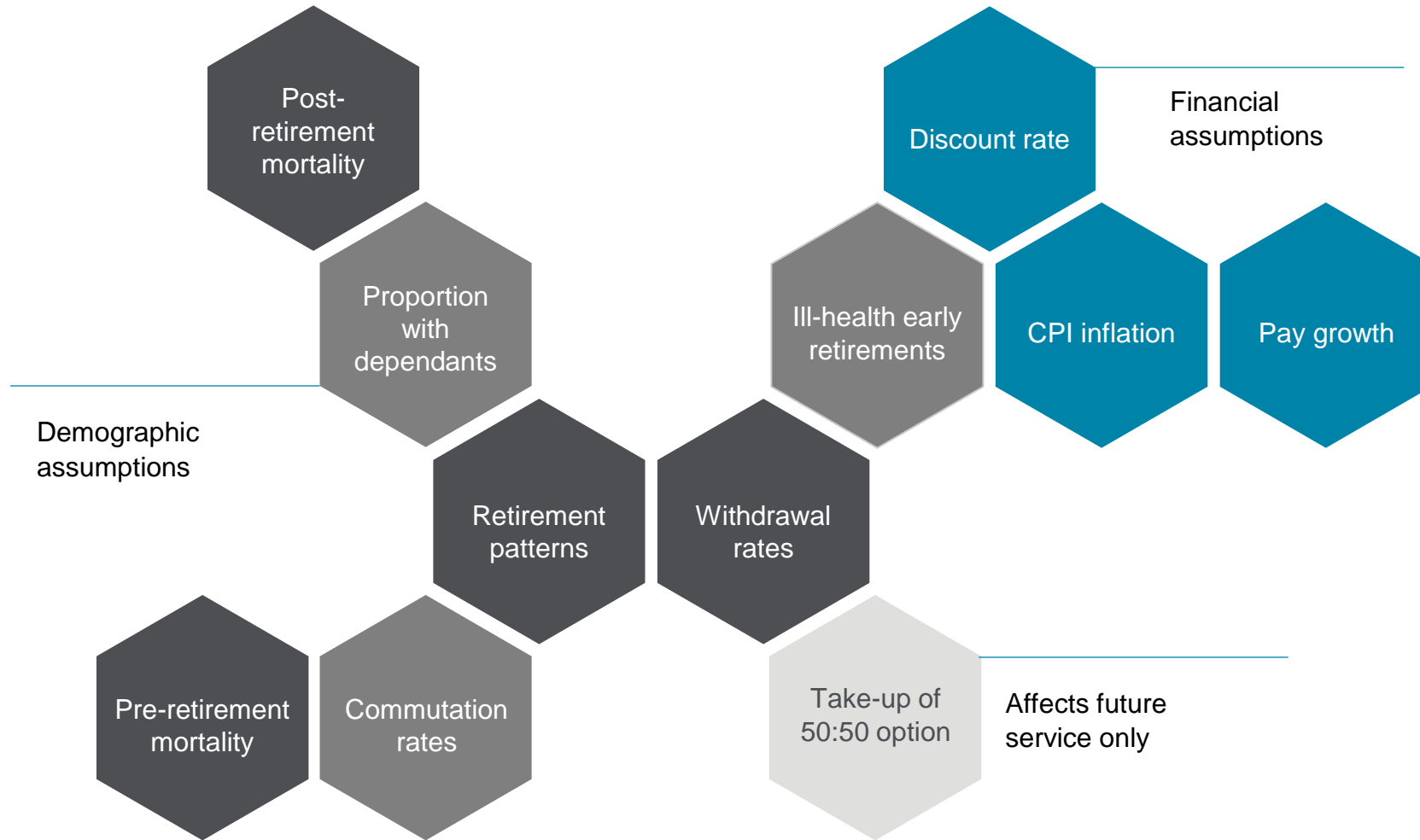
Smoothing

Stabilisation / stepping

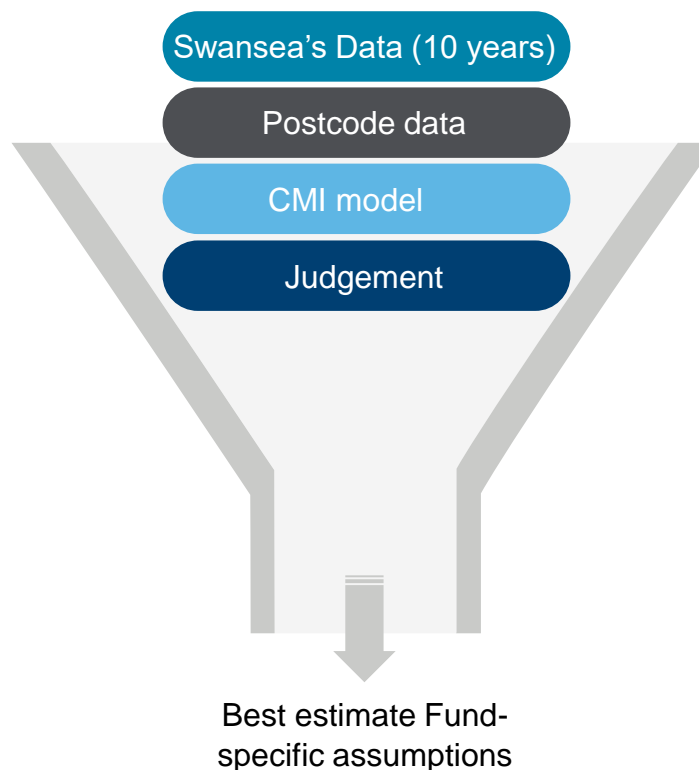


All affect the level of employer contributions actually payable
Funding strategy varies by Fund (and employers)

Valuation of liabilities - assumptions



Post-retirement mortality



Base mortality

Analysed using Demographic Horizons™
 Combination of Swansea Pension Fund experience and postcode data
 Adjustment for experience over pandemic

Future improvements

Short-term - (CMI 2021, updated from CMI 2018) plus
 Long-term – 1.5% per annum (same as 2019)
 Allowance for pandemic

Key takeaway

The overall impact on liabilities of our proposed mortality assumption changes is a liability reduction of less than 1%.

Life expectancy from age 65 (normal health retirements)

Years	2019*	2022 (expected)	Change
Males (active currently 45)	23.4	22.8	-0.6
Males (currently 65)	22.4	22.1	-0.3
Females (active currently 45)	25.9	25.7	-0.2
Females (currently 65)	24.4	24.6	+0.2

*Life expectancy for a member aged 45/65 at 31 March 2022 using the 2019 valuation assumptions

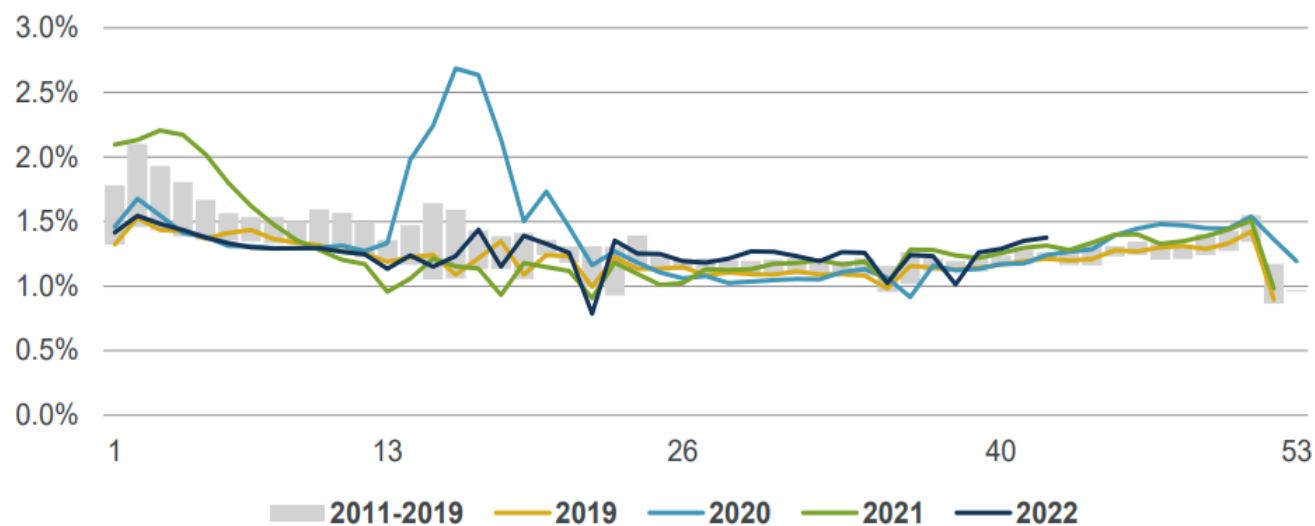
Impact of COVID-19

- CMI estimate c**127,400** excess deaths in England and Wales from the start of the pandemic to 21 October 2021

But ...

- Includes periods of time with record low excess deaths (i.e. excess deaths were negative)
 - Low levels of flu have offset COVID-19 deaths (typically c15,000 flu deaths in England).

Chart 1: Weekly standardised mortality rates in England & Wales for 2011 to 2022



[Mortality summary pandemic monitor Week 42 2022 \(actuaries.org.uk\)](https://www.actuaries.org.uk/mortality-summary-pandemic-monitor-week-42-2022)

2022 valuation




We need to consider:

Swansea v UK and pension fund membership v population as a whole

The fact that our assumptions are very long-term

How we have allowed for the impact of COVID-19



Adjustment in analysis of experience

Adjusted for pattern seen over the pandemic

Considered relative levels of mortality compared to national population

Adjust scalings for future outlook

1.5 % addition to scalings from analysis

CMI Model

No weight based on 2020 and 2021 data in model



Best estimate

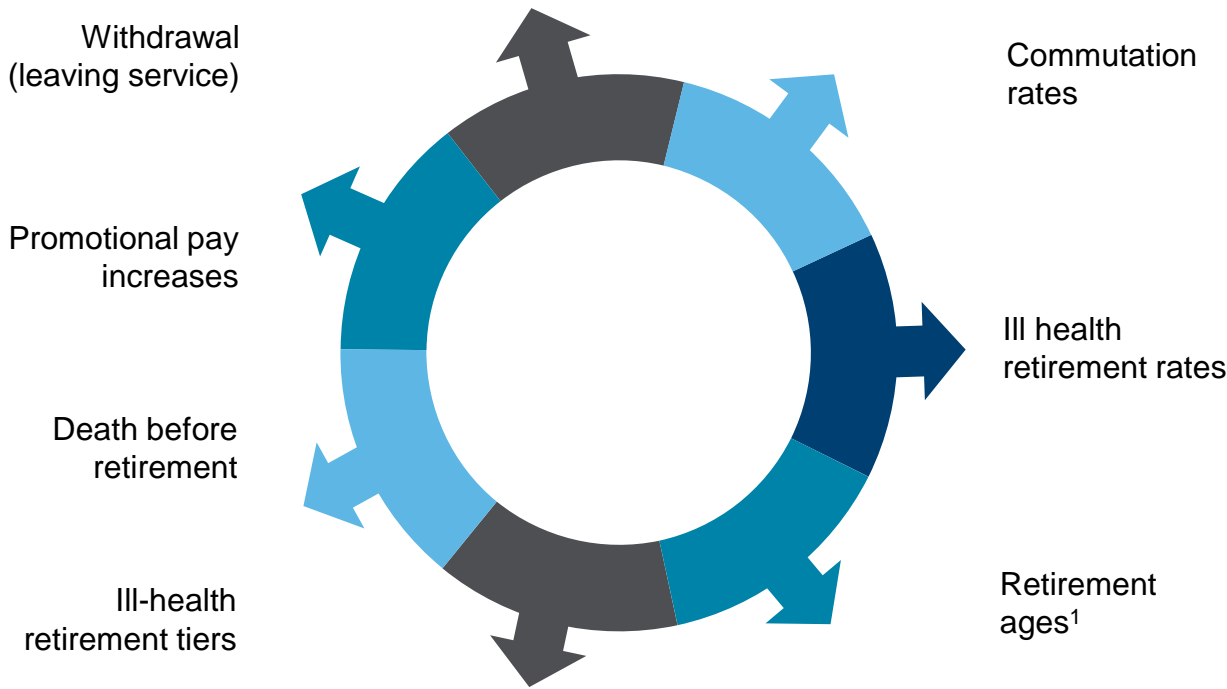
Our assumption for life expectancy should be a “best estimate” of the long term position

Setting other demographic assumptions

Demographic assumptions relate to membership movements or decisions leading to benefit payments or ending of benefit payments

We recommended these assumptions are **best estimate** and, where practical and cost effective, **informed by the experience of the Fund's membership.**

Assumptions based on experience analysis 2015 to 2021

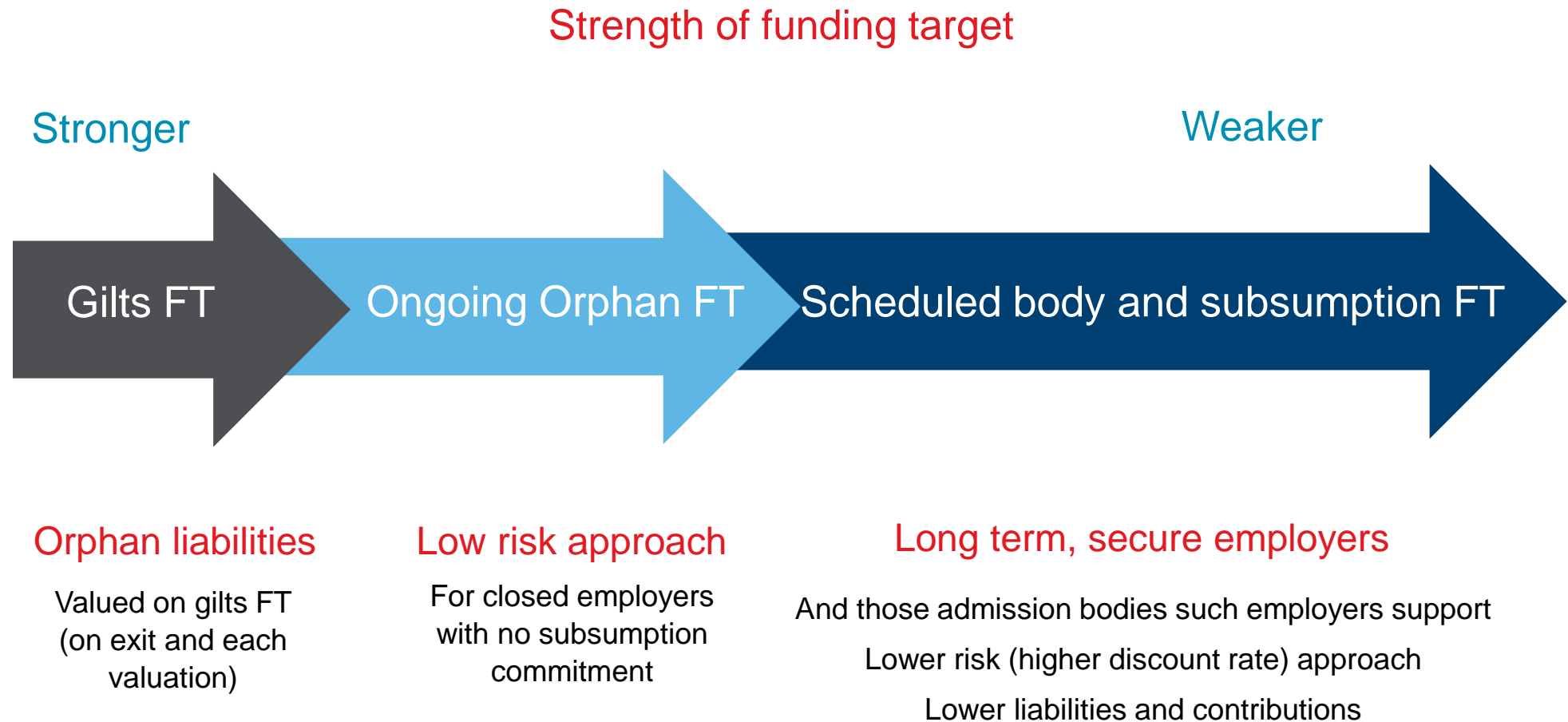


Further information

Proportions married and partner/member age differences are set based on analysis across a sample of Aon's clients whose members are of a similar socio-economic profile as LGPS members, using our Demographic Horizons™ model

¹ Retirement age assumption based on analysis of Aon's LGPS actuarial clients

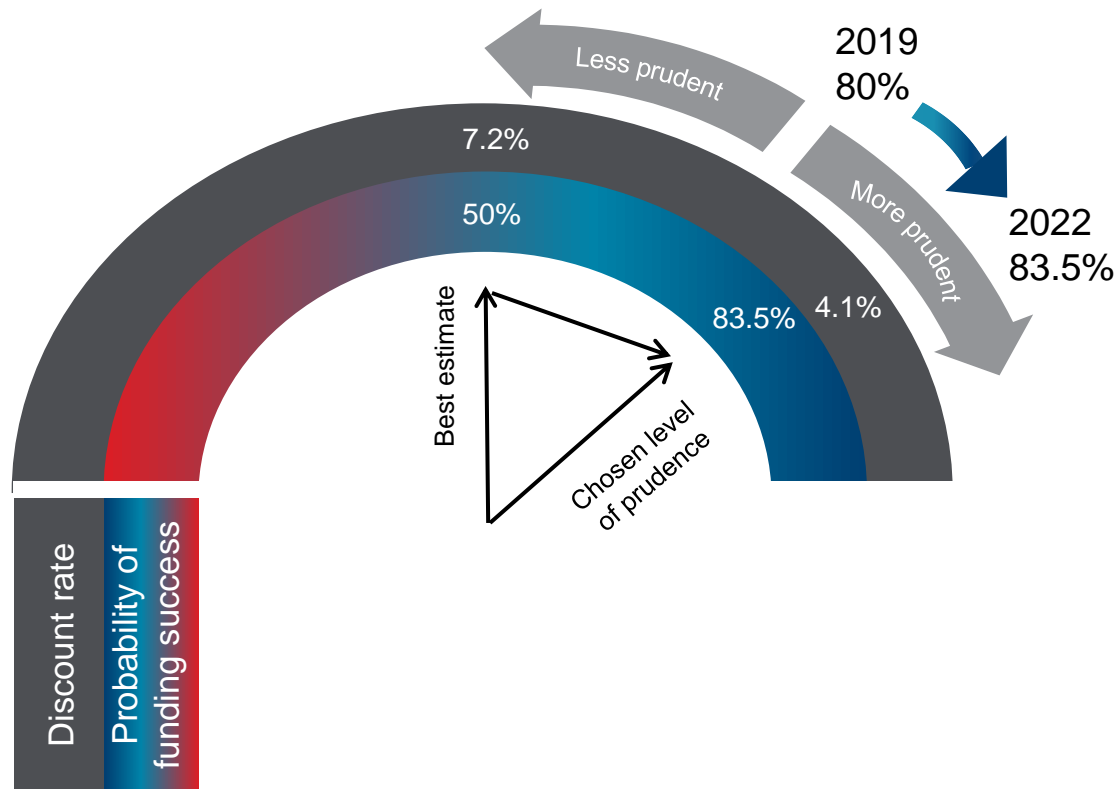
Employer Funding Targets



Intention of ongoing orphan target is to avoid a material deficit building up that can't be met on exit

Setting the discount rate – most employers

- Expected returns based on the Fund’s investment strategy
- Risk based – level of prudence – “probability of funding success”



Sensitivity to discount rate

Discount rate	Cost now of paying £100 in 20 years' time
4.6%	£41 (c10% lower)
4.1%	£45
3.6%	£49 (c10% higher)



Supported by Aon’s Capital Market Assumptions

Level of risk in strategy reduced compared to 2019 strategy (subject to Pension Fund Committee agreement)

Summary of key financial assumptions

% p.a.	2019 assumption	Proposed 2022 assumption
Probability of Funding Success	80%	83.5%
Discount rate – scheduled / subsumption employer bodies	4.25%	4.10%
Discount rate - ongoing orphan bodies		
In service	4.25%	4.10%
Left service	1.60%	0.80%
CPI pension increases	2.10%	2.30%
Post 88 GMP pension increases (p.a.) where SPA pre 2016	1.90%	2.00%
Pay growth⁽²⁾	3.60%	3.80%
Short-term inflation loading	n/a	10%

(2) Plus an age-related promotional pay scale.



Long term (in service) discount rate slightly lower than in 2019 (reduced 0.15% p.a.)

Long term best estimate inflation assumption slightly increased (additional allowance for current high levels of inflation)

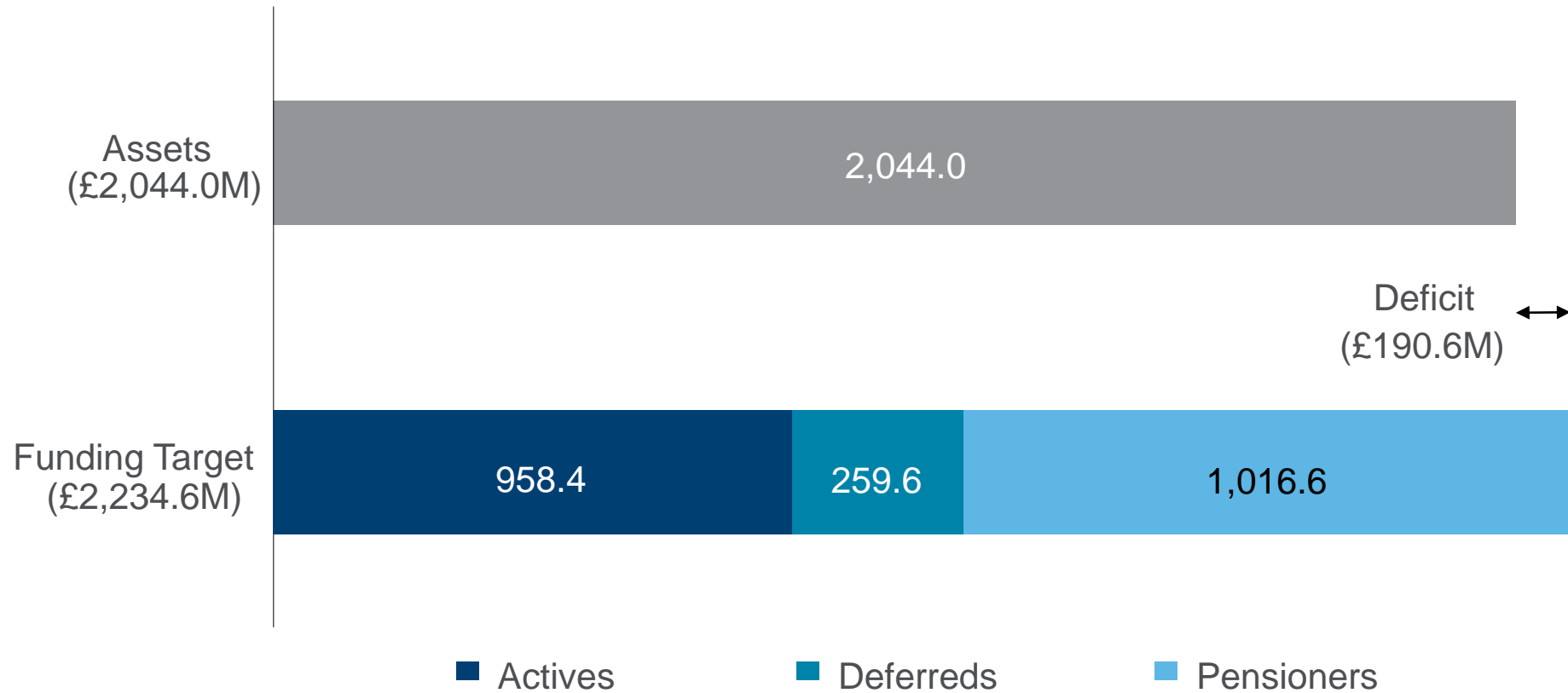
Assumptions subject to agreement by Pension Fund Committee



Part 2

Initial whole Fund 2022 results

2019 Valuation - funding position (whole Fund)



Whole of Fund funding ratio: 91.5% (Total Assets/Total Liabilities %)

Initial 2022 whole fund past service position

£M	2019 valuation	Initial 2022 valuation
Value of past service benefits for:		
Actives	958.4	1,327.5
Deferreds	259.6	336.1
Pensioners	1,016.6	1,257.8
Value of liabilities	2,234.6	2,921.4
Value of assets	2,044.0	2,924.2
Past service surplus/(deficit)	(190.6)	2.9
Funding ratio	92%	100%

Note: The 2022 results and may change as we finalise the valuation calculations

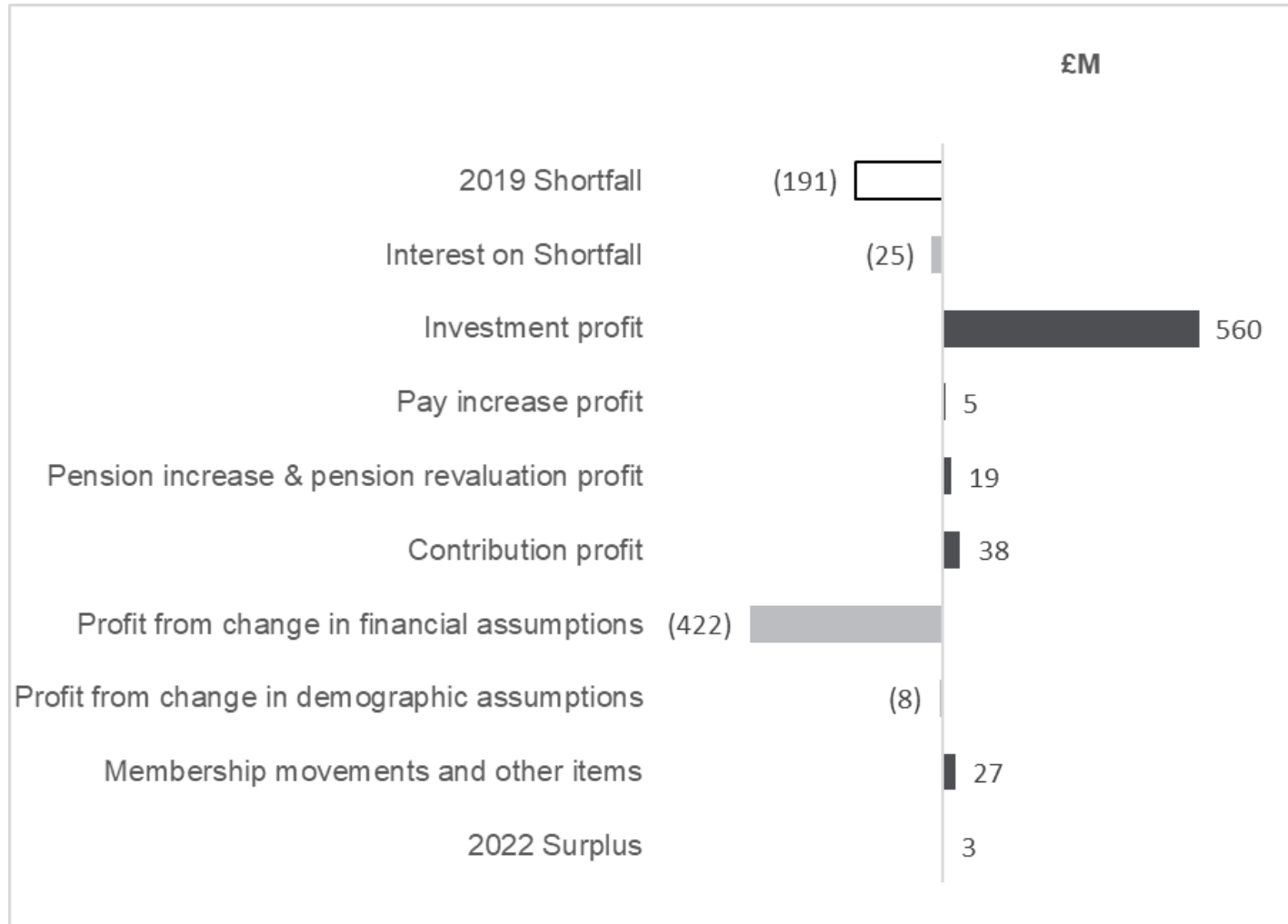


83.5% Probability of Funding Success

Additional 10% short-term inflation allowance / risk margin in 2022 results (applying to scheduled body / subsumption funding target only)

Change in funding position (2019 to 2022)

The initial valuation result has increased from a deficit of £191M at the 2019 valuation to a surplus of c£3M at the 2022 valuation.



Investment gains partially offset by changes in financial assumptions

Initial 2022 whole fund employer contributions

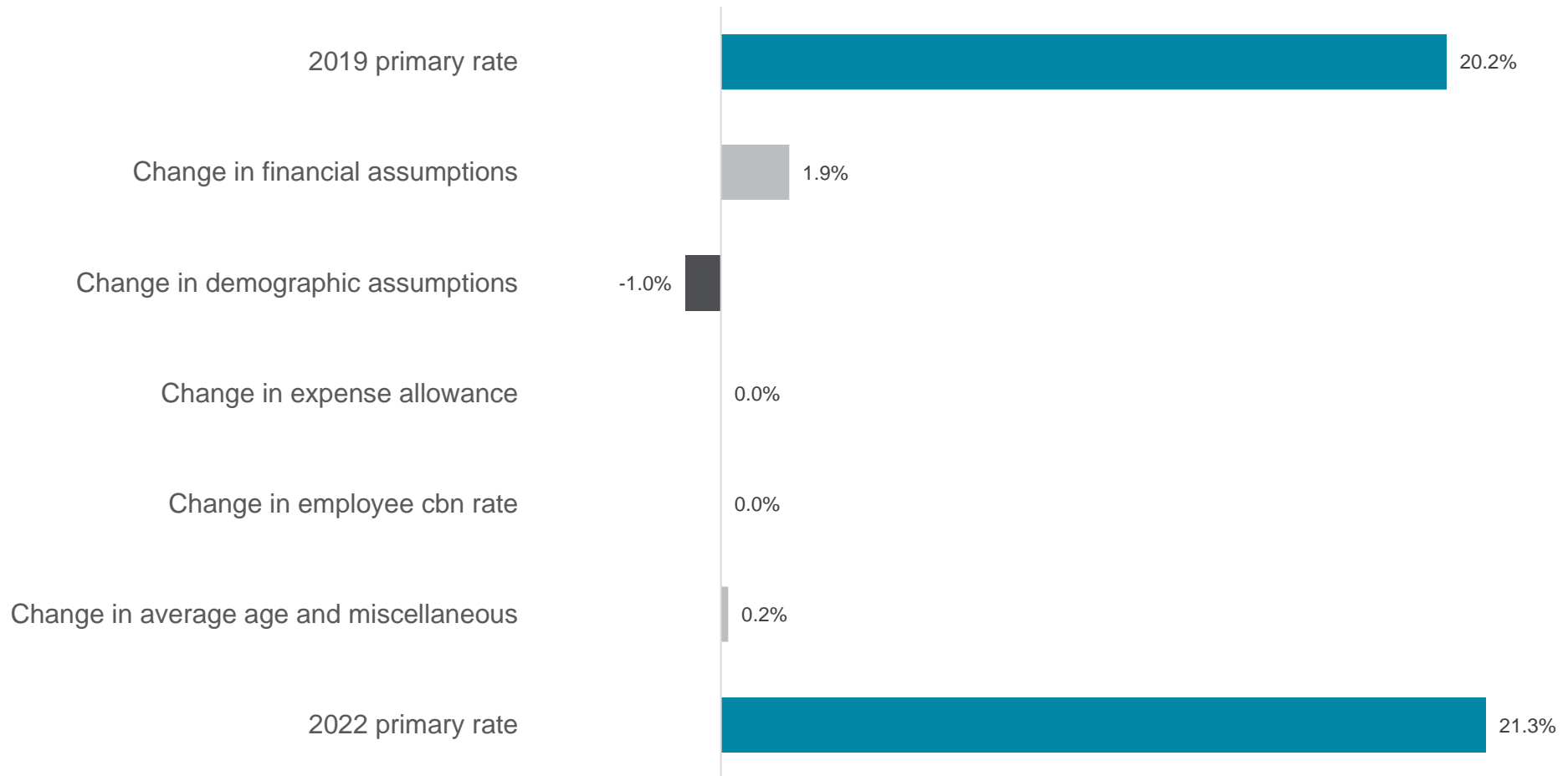
% of Pensionable Pay	2019 valuation	Proposed 2022 valuation
Value of benefits accruing	26.0%	27.1%
Expenses	0.5%	0.5%
Member contributions	(6.3%)	(6.3)%
Net employer cost (Primary Rate)	20.2%	21.3%
Surplus only recovered above	110%	110%
Past service (Secondary) contribution rate	3.3%	0.0%
Allowance for regulatory uncertainty	1.5%	n/a
Total employer rate as % Pay	25.0%	21.3%

Notes:

- *Value of benefits accruing includes value of death in service lump sum benefit.*
- *The employer rate certified in 2019 included an uplift for regulatory uncertainties (McCloud and Cost Management). In the 2022 valuation, the expected McCloud cost is included wholly within the past service liabilities because the remedy period ended on the valuation date.*
- *The 2019 valuation contribution rates were based on a 19 year deficit recovery period*

Change in future service rate (2019 to 2022)

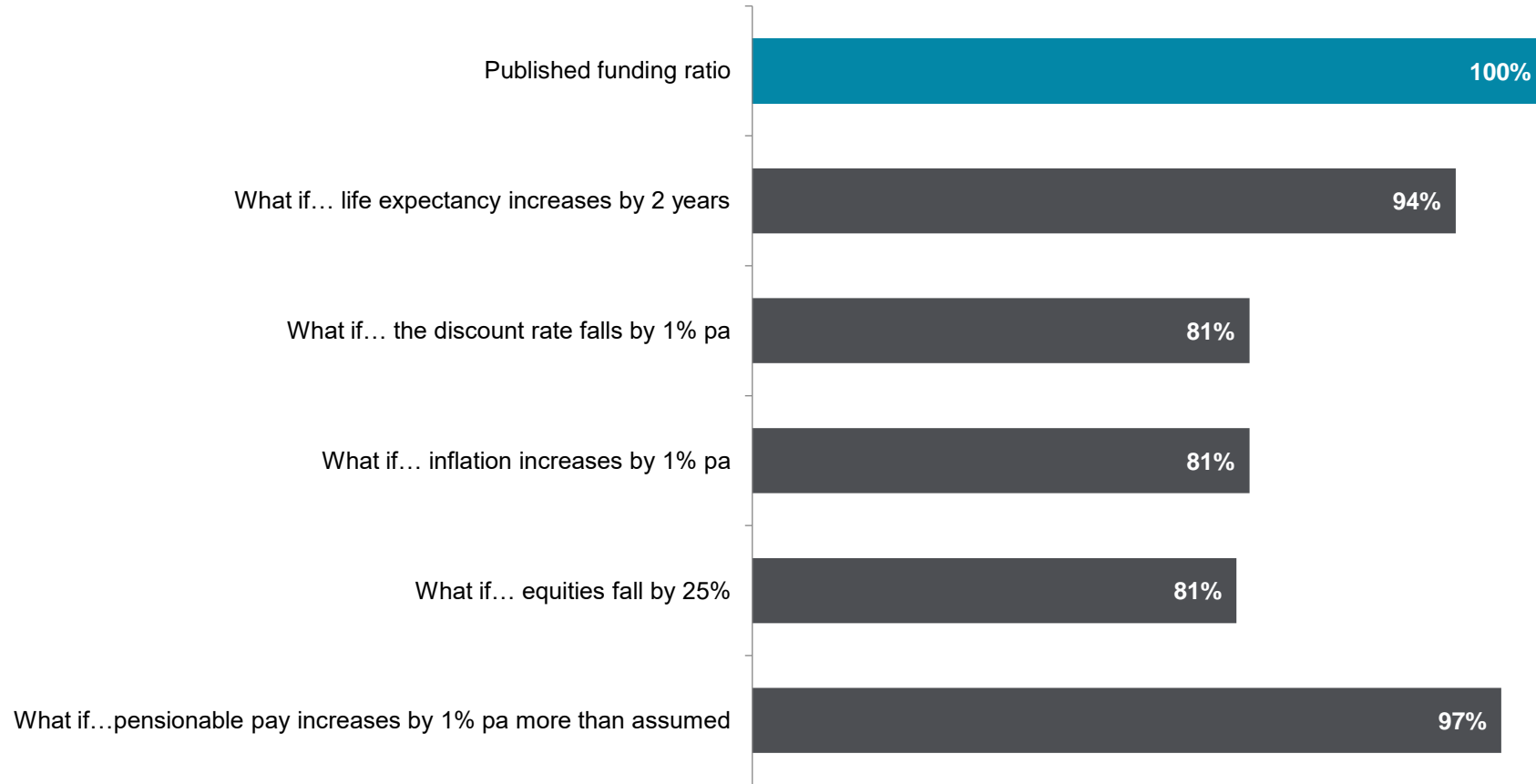
The cost of future benefits (as a percentage of Pensionable Pay) on the initial 2022 valuation result has decreased from 20.2% of pay to 21.3% of pay.



Risks and uncertainties

The Fund faces a number of key risks

The chart below shows approximate impact of changes to assumptions / fund experience



Short-term inflation uncertainty is a key consideration for the 2022 valuation

The scenarios considered are not 'worst case' scenarios, and could occur in combination (rather than in isolation)

Part 3

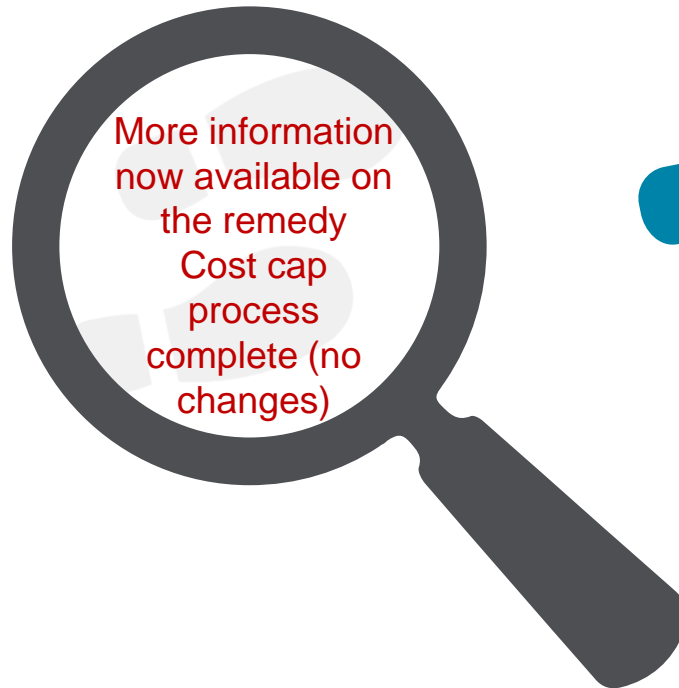
Expectations for employer results and contributions



McCloud/cost cap allowance within actuarial calculations

2019 valuation

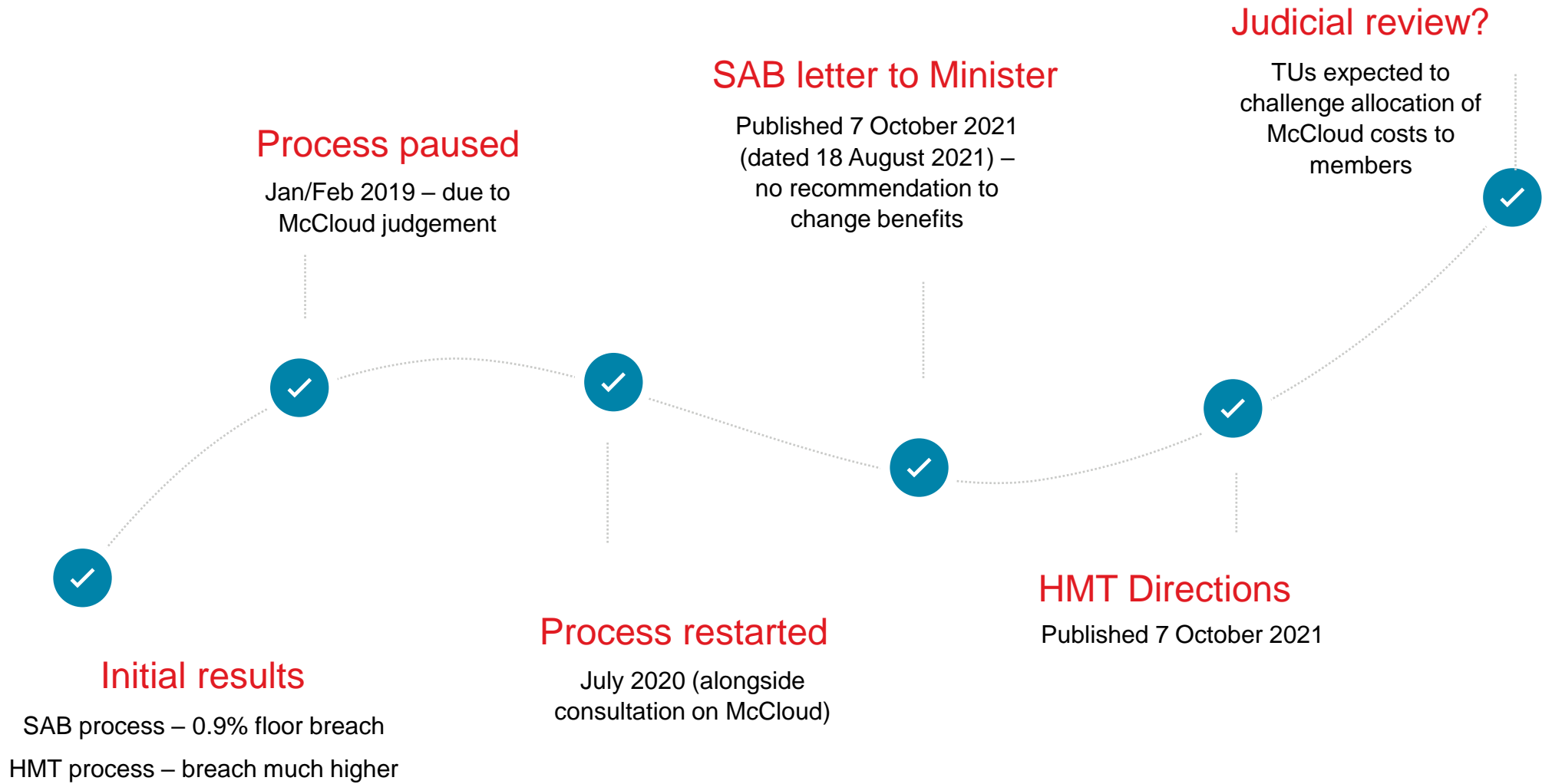
1.5% allowance in contributions
Average across the Fund as a whole (minimum of cost management changes).



2022 valuation

Make approximate allowance at employer level allowing for individual employer profile
In line with guidance from DLUHC
Include allowance within past service liabilities


Cost cap timeline



Market movements since 31 March 2022

Assets

Investment return -7%
(to 30 September)



2023 PI

Expected to be 10.1% (set based
on Sept CPI increase)

Liabilities

Group net discount rate up c0.4%
(30 September 2022)



We are taking account of these factors when setting employer contributions, keeping in mind the overriding objective of stability of contributions

Funding Strategy specifics

Managing a surplus

*Where an employer is in surplus, and where an employer's expected exit date is unknown or expected to be later than the date the revised rates and adjustments certificate will come into force following the next valuation, this **surplus will only lead to an adjustment** in an employer's contributions to the extent that this surplus is in excess of 10% of the value of that employer's liabilities valued relative to the appropriate Funding Target (i.e. **to the extent that the employer's funding level is greater than 110%**).*


Grouping and pooling of risks

*All employers in the Fund are grouped together in respect of the risks associated with payment of **lump sum benefits on death in service** – in other words, the **cost of such benefits is shared across the employers in the Fund....***



Funding Strategy specifics

Grouping and pooling of risks, continued

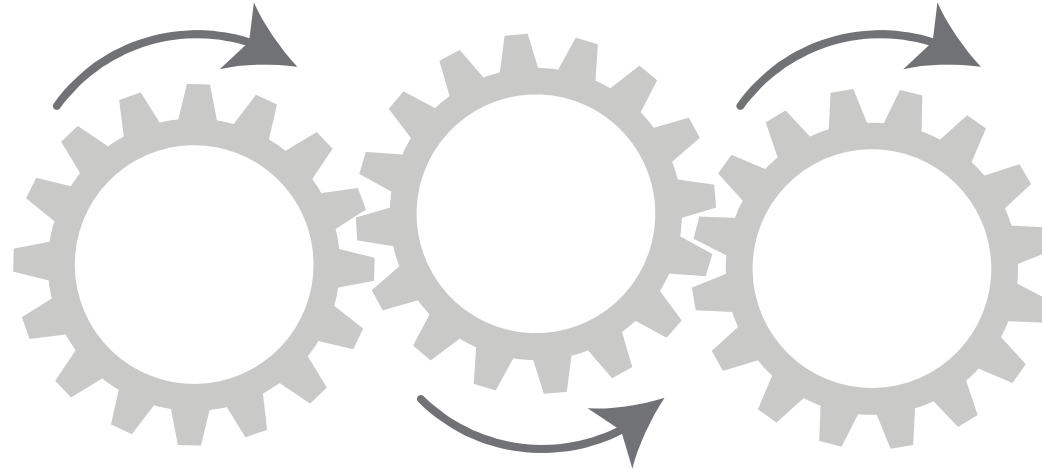


Town and Community Councils Group:

*Under the pooling approach these employers will pay a **common percentage of pay as their primary contribution rate** and will share experience (subject to each employer not taking action which adversely and materially, as determined by the Administering Authority, affects the group's liabilities in which case the Administering Authority may ensure that employer meets the additional liabilities it has created by such action).*

***Each employer in the group will be responsible for meeting any deficit (or benefit from any surplus) allocated to the employer** i.e. this will be outside the experience sharing mechanism. Any deficit recovery plan will be based on the specific employer's circumstances.*

Outlook for scheduled and subsumption body employers



Past service position

Funding level has improved
Almost all employers now are over 100 funded so no longer need to pay deficit contributions
Surplus to be recovered over 19 years

Future service position

Future service (primary) rate has increased
McCloud now all in past service

Strategic Decisions

Short term inflation allowance
Avoid material contribution reductions given post valuation experience and ongoing McCloud uncertainty

Note



Individual employer rates apply (other than future service / primary rates for the Town and Community Councils Group) – almost all employers likely to see a reduction in contributions
Ongoing orphan employer is subject to different strategy = higher contributions



Part 4

Summary, next steps and questions

Summary and next steps



Results

Asset returns and deficit contributions have improved the position, offset by changes in financial assumptions increasing the liabilities

Short term inflation allowed for in liabilities

Surplus recovered only where employers over 110% funded



Employer rates

All employer contributions communicated

For ongoing orphan employer these may take into account post valuation experience



Finalise rates and outputs

Aon to finalise results for all employers and sign off valuation by 31 March 2023

Swansea CC to provide individual employer schedules and agree contributions for all employers

Any questions?





Laura Caudwell FIA

Senior Consultant

+44 (0) 117 948 5020

laura.caudwell@aon.com



Arkady Gibas

Associate Consultant

+44 (0)117 900 4432

arkady.gibas@aon.com

Aon plc (NYSE:AON) exists to shape decisions for the better - to protect and enrich the lives of people around the world. Our colleagues provide our clients in over 120 countries with advice and solutions that give them the clarity and confidence to make better decisions to protect and grow their business.

Copyright © 2022 Aon Solutions UK Limited and Aon Investments Limited. All rights reserved. aon.com. Aon Wealth Solutions' business in the UK is provided by Aon Solutions UK Limited - registration number 4396810, or Aon Investments Limited – registration number 5913159, both of which are registered in England and Wales have their registered office at The Aon Centre, The Leadenhall Building, 122 Leadenhall Street, London EC3V 4AN. Tel: 020 7623 55000. Aon Investments Limited is authorised and regulated by the Financial Conduct Authority. This document and any enclosures or attachments are prepared on the understanding that they are solely for the benefit of the addressee(s). Unless we provide express prior written consent no part of this document should be reproduced, distributed or communicated to anyone else and, in providing this document, we do not accept or assume any responsibility for any other purpose or to anyone other than the addressee(s) of this document. In this context, "we" includes any Aon Scheme Actuary appointed by you. To protect the confidential and proprietary information included in this document, it may not be disclosed or provided to any third parties without Aon's prior written consent.

AON

Disclaimer

To protect the confidential and proprietary information included in this material, it may not be disclosed or provided to any third parties without the prior written consent of Aon Solutions UK Limited. This presentation may be shared with employers in the City and County of Swansea Pension Fund subject to the conditions listed below. However, this document does not constitute advice to any employers in the Fund, nor does Aon accept any duty of care to any party other than City and County of Swansea Council as our client in relation to this document.

The conditions are as follows:

- Employers acknowledge and agree that Aon Solutions UK Limited is not providing advice to them and that Aon Solutions UK Ltd does not have any responsibility towards any employers relying on this material.
- Employers agree that they will not distribute or otherwise communicate any part of the information to any other party without prior written consent of Aon Solutions UK Ltd

In addition, nothing in this document should be treated as an authoritative statement of the law on any particular aspect or in any specific case. It should not be taken as financial advice and action should not be taken as a result of this document alone. Individuals are recommended to seek independent financial advice in respect of their own personal circumstance.

Disclaimers associated with CMI chart used on slide 11:

This document has been prepared by and/or on behalf of Continuous Mortality Investigation Limited (CMI). The CMI does not accept any responsibility and/or liability whatsoever for the content or use of this document. Whilst care has been taken during the development of the document, CMI does not (i) warrant its accuracy; or (ii) guarantee any outcome or result from the application of this document or of any of CMI's work (whether contained in or arising from the application of this document or otherwise). You assume sole responsibility for your use of this document, and for any and all conclusions drawn from its use. CMI hereby excludes all warranties, representations, conditions and all other terms of any kind whatsoever implied by statute or common law in relation to this document, to the fullest extent permitted by applicable law. If you are in any doubt as to using anything produced by CMI, please seek independent advice. Copyright: You may reproduce the contents of this document free of charge in any format or medium provided it is: 1. reproduced accurately and is unaltered; 2. not used in a misleading context; and 3. correctly referenced and includes both CMI's Disclaimer notice set out above and CMI's copyright notice, as follows: © Continuous Mortality Investigation Limited.

Aon plc (NYSE:AON) exists to shape decisions for the better - to protect and enrich the lives of people around the world. Our colleagues provide our clients in over 120 countries with advice and solutions that give them the clarity and confidence to make better decisions to protect and grow their business.

Copyright © 2022 Aon Solutions UK Limited and Aon Investments Limited. All rights reserved. aon.com. Aon Wealth Solutions' business in the UK is provided by Aon Solutions UK Limited - registration number 4396810, or Aon Investments Limited – registration number 5913159, both of which are registered in England and Wales have their registered office at The Aon Centre, The Leadenhall Building, 122 Leadenhall Street, London EC3V 4AN. Tel: 020 7623 55000. Aon Investments Limited is authorised and regulated by the Financial Conduct Authority. This document and any enclosures or attachments are prepared on the understanding that they are solely for the benefit of the addressee(s). Unless we provide express prior written consent no part of this document should be reproduced, distributed or communicated to anyone else and, in providing this document, we do not accept or assume any responsibility for any other purpose or to anyone other than the addressee(s) of this document. In this context, "we" includes any Aon Scheme Actuary appointed by you. To protect the confidential and proprietary information included in this document, it may not be disclosed or provided to any third parties without Aon's prior written consent.

